

Using a Portfolio to Evaluate Curricular Content

AACOM Annual Meeting, 2005

Julia E. McNabb, D.O.

Dena Higbee, B.A.



port·fo·li·o _

n. pl. **port·fo·li·os**

1. **a.** A portable case for holding material, such as loose papers, photographs, or drawings.
b. The materials collected in such a case, especially when representative of a person's work: *a photographer's portfolio; an artist's portfolio of drawings.*
2. The office or post of a cabinet member or minister of state.
3. A group of investments held by an investor, investment company, or financial institution.

The American Heritage® Dictionary of the English Language, Fourth Edition copyright ©2000 by [Houghton Mifflin Company](#).

Updated in 2003. Published by [Houghton Mifflin Company](#). All rights reserved.

Thesaurus



Welcome, Test Student

[Home](#) | [Portfolios](#) | [Courses](#) | [Files](#) | [Profile](#) | [Help](#) | [Logout](#)

 Messages, **0 New**

Osteopathic Medicine

Group: **Pilot Group**

■ Overview

- Research
- Electives
- Evidence Based Medicine
- Service
- Projects
- Reflective Writing
- Professional Credentials

■ Competencies

- Resources
- Evaluations

Sharing

Presentation Portfolio

Foliotek Portfolio System

Welcome to Foliotek, the new standard for online portfolio management systems. The Foliotek system offers a new level of customization and ease-of-use surpassing everything available in today's market.

ANNOUNCEMENTS

New Features

[Find Out More](#)

Tips & Tricks

The Foliotek help system provides answers to the most frequently asked questions about the Foliotek system and it also allows you to submit questions that you want answered. Click on the Help link in the top right corner of the screen to start using the help system!

Osteopathic Medicine

Group: Pilot Group

■ Overview

- Research**
- Electives**
- Evidence Based Medicine**
- Service**
- Projects**
- Reflective Writing**
- Professional Credentials**

■ Competencies


■ Resources

■ Evaluations
























Sharing

Presentation Portfolio

 **Files**

The Files work area is a convenient online file storage area. You can store documents and organize them into folders using the buttons below. Click the "Upload File" button to upload a new file to the Foliotek system. Organize your files by creating folders. Click the "Add Folder" button to add a folder to the Files section. 

[Upload File](#)[Remove](#)[Add Folder](#)[Cut](#)[Paste](#)File Storage:  24% of 50MB[Manage it](#)

<input type="checkbox"/>	Files	Size	Options
<input type="checkbox"/>	 Plagarized data		
<input type="checkbox"/>	 Plagarized data		
<input type="checkbox"/>	 Answer to the exercises en Medical Spanish.doc	31 kb	 
<input type="checkbox"/>	 CGEAPatient Perception.doc	21 kb	 
<input type="checkbox"/>	 DHCV.doc	33 kb	 
<input type="checkbox"/>	 Habitat for Humanity	0 kb	 
<input type="checkbox"/>	 IMG_0112.JPG	1.32 mb	 
<input type="checkbox"/>	 MSIII testing information	0 kb	 
<input type="checkbox"/>	 obesity	176 kb	 



KCOM Sample Portfolio

Sample items that could be included within the portfolio.

[Home](#) | [Contact](#)

[Research](#)

[Electives](#)

[Evidence Based](#)

[Medicine](#)

[Service](#)

[Projects](#)

[Reflective Writing](#)

[Professional](#)

[Credentials](#)

[Feedback](#)

Test Student

KCOM

800 W. Jefferson

Kirksville, MO 63501

support@foliotek.com

Research

Patient Perception

Comparing the qualities of a physician that students and standardized patients value.

[CGEAPatient Perception.doc](#)

What should we put in the
black bag?



Cross Reference of Content Blocks to Core Competencies

Competency	I	II	III	IV	V	VI	VII
<i>Osteopathic Philosophy and Osteopathic Manipulative Medicine</i>							
<i>Medical Knowledge</i>							
<i>Patient Care</i>							
<i>Interpersonal and Communicative Skills</i>							
<i>Professionalism</i>							
<i>Practice-Based Learning and Improvement</i>							
<i>System-Based Practice</i>							

Clinical Experiences course

Each student will spend two weeks in the office of a primary care physician.

The student will assist the physician, observe how the physician interacts with patients and staff, and learn how patients benefit from the use of various community agencies.

Goals for this course:

1. To increase familiarity with primary care and assess primary care medicine as a future career choice.
 2. To increase clinical skills through observation and practice.
-

Objectives:

To increase clinical skills through observation and practice.

1. Do basic office procedures (medical & paraprofessional);
 2. Assess a patient's condition;
 3. Communicate with patients;
 4. Complete a history and physical; and
 5. Describe how patients interact with health-related community agencies
-

Cross Reference of Content Blocks to Core Competencies

Competency	G1	G2	O1	O2	O3	O4	O5
<i>Osteopathic Philosophy and Osteopathic Manipulative Medicine</i>		x	x	x			
<i>Medical Knowledge</i>	x	x	x	x			
<i>Patient Care</i>	x	x	x	x			x
<i>Interpersonal and Communicative Skills</i>	x	x		x	x	x	
<i>Professionalism</i>	x				x		
<i>Practice-Based Learning and Improvement</i>			x				
<i>System-Based Practice</i>	x					x	x

